

# Degree Requirement Basics

CCNY

# Welcome to City College

Congratulations on your decision to attend The City College of New York!

This document is designed to give you basic information about the academic requirements here at City College.

# How to Get The Most From This Document:

- It is important that you read this material carefully.
- Take notes.
- You do not have to read this all at once.
- Reviewing the material more than once before your first advising appointments is a good idea.
- The document contains many helpful links that lead to more detailed information that you will be responsible to know. Follow the links and then bookmark the resources.
- **SAVE THIS DOCUMENT** and use it as a reference.

# Your Degree: General Requirements

## The City College of New York

To all persons be it known that

**Jordan Thompson**

having completed the prescribed studies and satisfied the requirements for the degree

**Your Diploma**

has accordingly been admitted to that degree with all the rights, privileges and immunities thereunto appertaining.

*Kevin P. Johnson*  
President of the University

*Peter J. Hoffman*  
Counselor  
State System of Higher Education

*Thomas Trustka*  
Chair, Council of Trustees

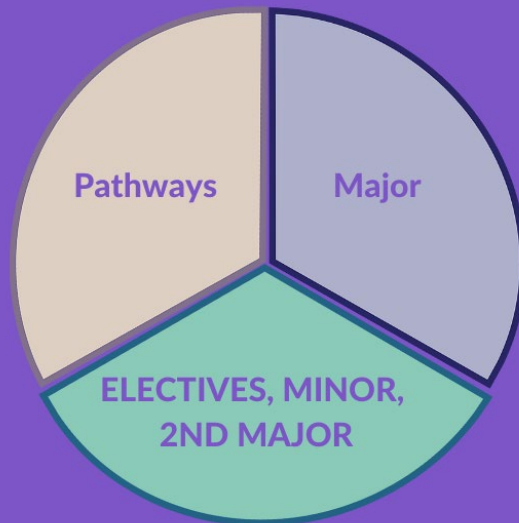
*Stephanie K. Smith*  
Chief, Board of Governors  
State System of Higher Education

To earn your degree, you must complete the following three items:

1. Accumulate the required academic credits.
2. Complete your Pathways requirements
3. Complete a major

# Your Degree: Credits

**Course Distribution**

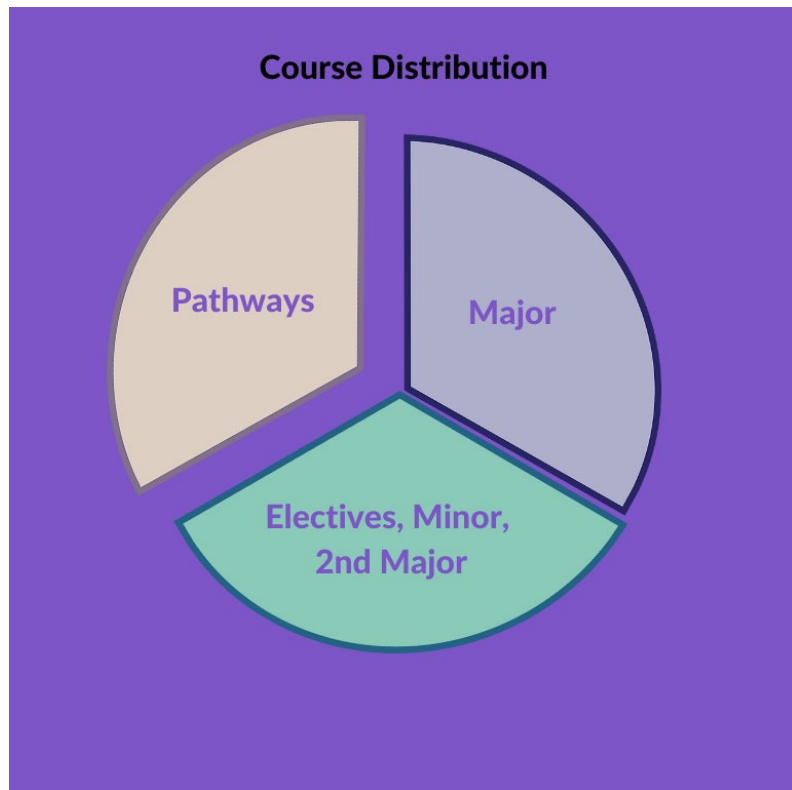


Most degrees require 120 credits to graduate. Degrees conferred by the professional schools will require additional credits.

- You accumulate credits by taking and passing classes. Each class you take here at City carries a credit value. Most classes at City College are three credits. Some, like some Math classes, or language classes can carry four or more credits.
- You can be awarded credits for college courses taken while in high school or for exams, such as Advance Placement (AP exams)

-NOTE: To earn 120 credits in 4 years, you must take at least 15 credits each semester or 30 credits each academic year.

# Your Degree: Pathways (General Education)

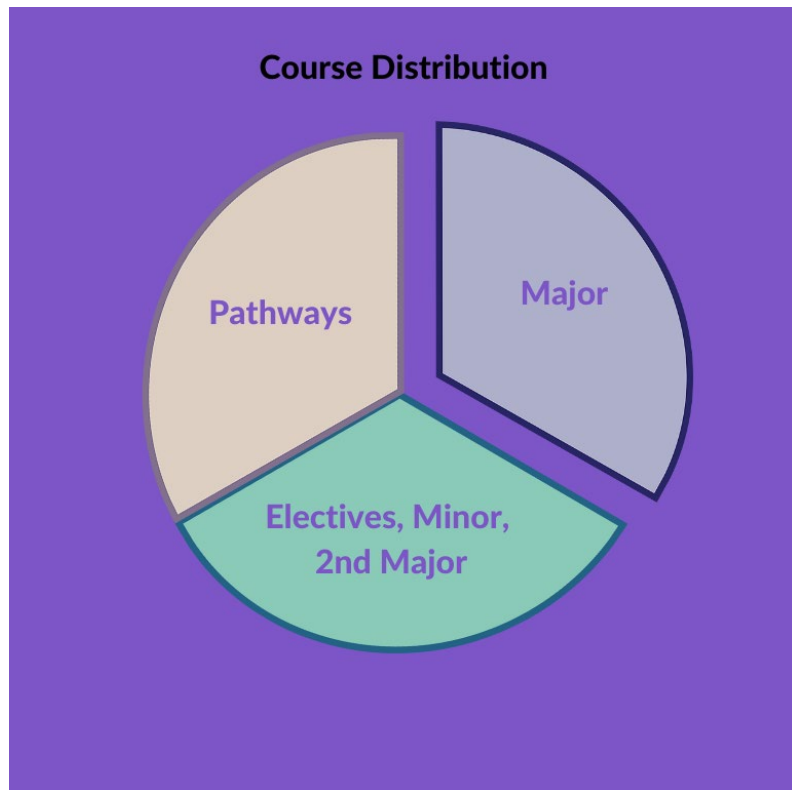


Pathways is the CUNY General Education program. Pathways courses are the foundation of your degree. They help you develop basic academic skills, like writing and critical thinking. They provide you with a well-rounded education and allow you to explore different subjects.

Pathways courses consist of:

- Common Core (30 credits)
  - Required (Fixed) Common Core (12 credits / 4 courses)
  - Flexible Common Core (18 credits / 6 courses )
- College Option (12 credits / 4 courses)

# Your Degree: The Major



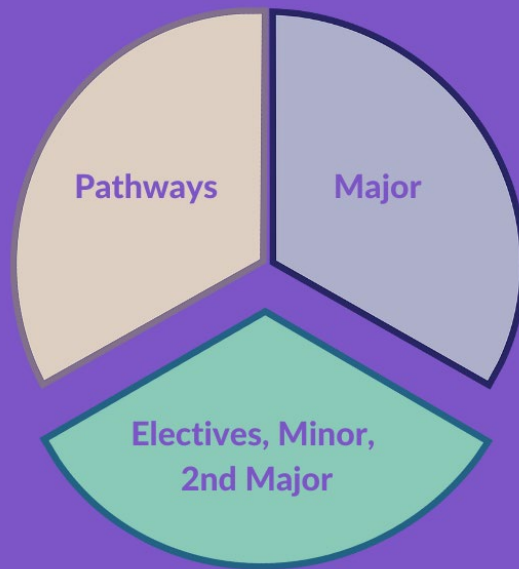
Your major is the specific subject area that you choose to specialize in. Typically, between one-third and one-half of the courses you'll take will be in your major or related to it. You must have a major in order to graduate from City College.

Major requirements are specific and must be met as outlined in the [Undergraduate Bulletin](#).

Always consult an advisor and/or the Bulletin before you finalize your course selections. Never take classes on the advice of a friend. They might mean well, but that does not mean they are correct. What works for them may not necessarily work for you.

# Your Degree: Electives, Minors, Second Majors

## Course Distribution



For most students, the credits needed to satisfy Pathways and major requirements, will not add up to 120 credits. You can make up the difference in a variety of ways:

**Electives** – These are courses that you take that are not associated with a major, a minor nor required in any way except that they interest you and add to your total to count towards the number of credits needed for your degree, usually 120.

**Minor** – A minor is a secondary field/subject of study that you pursue. It has fewer required courses than a major. You may have a minor, even two, however, it is not required that you have a minor.

**2<sup>ND</sup> Major** – In most cases you are allowed to have 2 majors, some combinations are allowed, and some are not. You **MUST** consult an advisor before declaring a second major. A second major may put you over 120 credits and this can have financial aid implications.



# To Do Before Your Advising Appointment

- Review the Pathways Requirements
- Review your Major Requirements
- Review your DegreeWorks Report
  - DegreeWorks Basics will show you how.
- Visit and Bookmark Benny's Resources
  - This comprehensive website includes a series of user guides and “how-to” for a number of Technology tools you will use at City College.